



# NORTH CHICAGO PUBLIC LIBRARY

## Wireless Printing Instructions




1. Choose and go to the Internet Browser (i.e. Internet Explorer).
2. Enter the following URL: <http://www.printeron.net/ncpl/webprint>
3. You will see this:

### Welcome to the North Chicago Public Library Web Printing!

Welcome to the North Chicago Public Library Web Printing service. Print virtually any document or web page from your Internet connected PC to one of our Business Center printers.

2100 Argonne Dr.  
North Chicago, IL 60064  
UNITED STATES

There is no additional software required. Simply follow these steps:

Printer	User Info	Select Document
 Front Desk Printer  All print jobs are Black and White.  All print jobs cost .15¢ per page.	 User Name: <input type="text"/>  Your user information is used to uniquely identify your print jobs.  Use this information to obtain your document in the Print Station.	 File or URL: <input type="text"/> Browser  Browse your computer files to select the document you wish to print.  You may also enter the URL of a web page you want printed.

4. Under user info, enter your name.
5. Under Select Documents click browser and find the document you are attempting to print.
6. Follow the instructions on the webpage.
7. Your printout will be at the printer station.